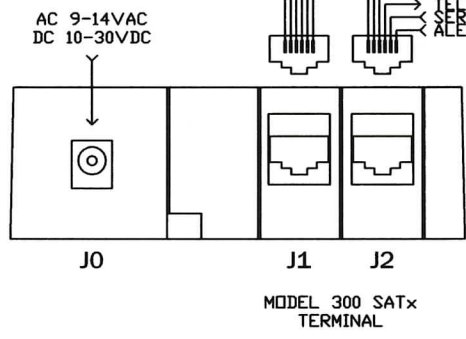
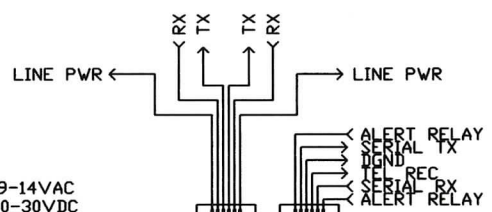
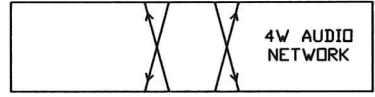
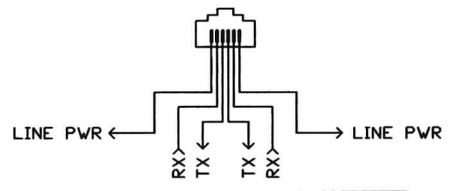
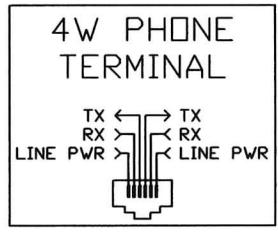


REVISIONS				
ZONE	REV	DESCRIPTION	DATE	APPROVED



JUMPERS 1000R0		JUMPERS 1250R0	
JMP1	1 □ VOLUME = 0V 2 □ VOLUME = MIN 3 □	1 □ RX LEVEL AUTO 2 □ RX LEVEL -8dBm 3 □ RX LEVEL -4dBm	JMP1
JMP2	1 □ uP PROGRAM RUN 2 □ 3 □	1 □ TX LEVEL AUTO 2 □ TX LEVEL -8dBm 3 □ TX LEVEL 0dBm	JMP2
JMP9	1 □ RELAY NC 2 □ RELAY NO 3 □	1 □ HTX GAIN +40dB 2 □ HTX GAIN 0dB 3 □	JMP3

SPECIFICATIONS		
HEIGHT:	5.25"	(133.4mm)
WIDTH:	7.63"	(193.8mm)
DEPTH:	8.5"	(215.9mm)
WEIGHT:	2.25#	(1.02kg)
POWER:	9-14 VAC, 10-30VDC	
CURRENT:	350mA	
OPERATING TEMP:	40-100°F (4-38°C)	
RECEIVE LEVEL:	-4dBm, -8dBm	
TRANSMIT LEVEL:	0dBm, -8dBm	
FREQ. RESPONSE:	300HZ-3KHZ +/- 2dB	
LINE PORT PWR:	18-30VDC (.5A min)	



OKphone, LLC

SMART TERMINAL MODEL 300x

SIZE	FSCM NO.	DWG NO.	REV
		68-300	0
DON KELLEY		SCALE	
		04-04-11	SHEET 1 OF 1