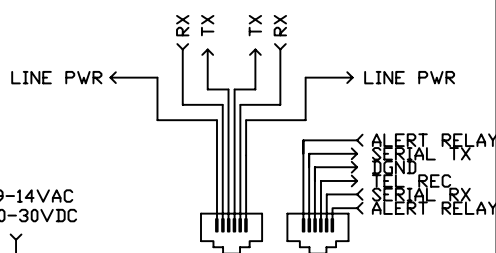
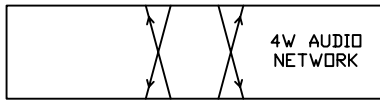
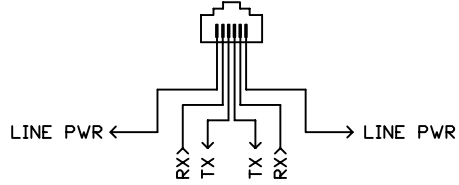
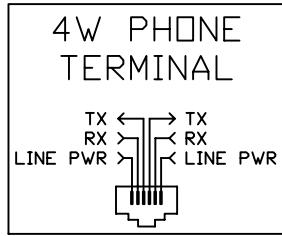


REVISIONS

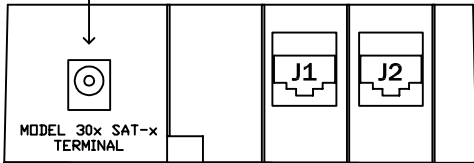
| ZONE | REV | DESCRIPTION | DATE | APPROVED |
|------|-----|-------------|------|----------|
|------|-----|-------------|------|----------|



MODEL 307 SHOWN



AC 9-14VAC  
DC 10-30VDC



SELF TEST MODE

WITH POWER PLUG REMOVED  
ADJUST VOLUME FOR 10 O'CLOCK POSITION.

REMOVE HANDSET FROM CRADLE, APPLY POWER TO BACK PANEL, ALERT LAMP WILL ILLUMINATE, LISTEN FOR TWO TONES FROM BOTH THE HANDSET (HRX) AND THE INTERNAL SPEAKER, PRESS PTT ON HANDSET WHILE SPEAKING INTO HANDSET MIKE (HTX), THE SPOKEN AUDIO WILL EMANATE FROM THE INTERNAL SPEAKER IN THE ENCLOSURE BASE AND THE RECEIVER IN THE HANDSET (HRX).

DEPRESS THE HOOKSWITCH TO ESCAPE FROM THE SELF TEST MODE.

SELF TEST MODE IS BYPASSED UPON POWER-UP WITH THE HANDSET ON THE CRADLE.

SPECIFICATIONS

|                 |                    |           |
|-----------------|--------------------|-----------|
| HEIGHT:         | 5.25"              | (133.4mm) |
| WIDTH:          | 7.63"              | (193.8mm) |
| DEPTH:          | 8.5"               | (215.9mm) |
| WEIGHT:         | 2.25#              | (1.02kg)  |
| POWER:          | 9-14 VAC, 10-30VDC |           |
| CURRENT:        | 350mA              |           |
| OPERATING TEMP: | 40-100°F (4-38°C)  |           |
| RECEIVE LEVEL:  | -4dBm              |           |
| TRANSMIT LEVEL: | 0dBm               |           |
| FREQ. RESPONSE: | 300HZ-3KHZ +/- 2dB |           |
| LINE PORT PWR:  | 12-30VDC (.5A min) |           |

JUMPERS - PCB 0K2000R1/0K2400R0

|      |   |
|------|---|
| JMP1 | 1 <input type="checkbox"/> uP PROGRAM<br>2 <input type="checkbox"/> RUN<br>3 <input type="checkbox"/>   |
| JMP2 | 1 <input type="checkbox"/> min volume = 0<br>2 <input type="checkbox"/> mv = JMP3<br>3 <input type="checkbox"/>   |
| JMP3 | 1 <input type="checkbox"/> min volume=lowest<br>2 <input type="checkbox"/><br>3 <input type="checkbox"/><br>4 <input type="checkbox"/> min volume=highest<br>5 <input type="checkbox"/> |
| JMP6 | 1 <input type="checkbox"/> ALERT RELAY NO<br>2 <input type="checkbox"/> ALERT RELAY NC<br>3 <input type="checkbox"/>  |



**OKphone, LLC**

OKphone  
SMART ALERT TERMINAL MODEL 30x

|       |          |          |              |
|-------|----------|----------|--------------|
| SIZE  | FSCM NO. | DWG NO.  | REV          |
|       |          | 68-30x   | 1            |
| SCALE |          | 01-18-16 | SHEET 1 OF 1 |

DON KELLEY