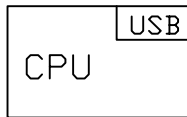
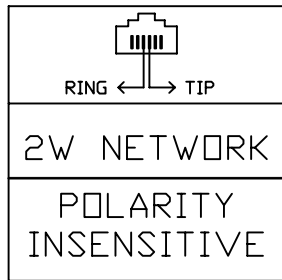
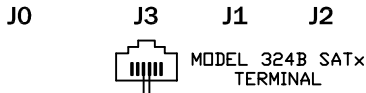
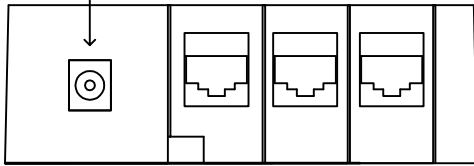
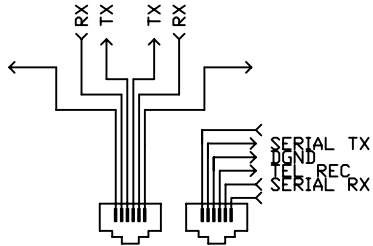
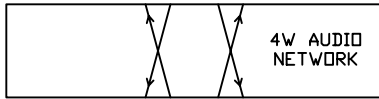
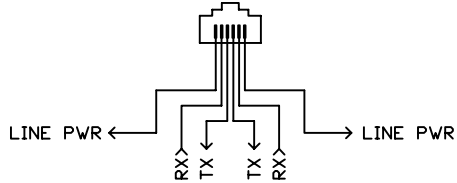
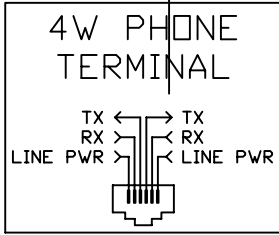


REVISIONS

ZONE	REV	DESCRIPTION	DATE	APPROVED
------	-----	-------------	------	----------



JUMPERS 2100R0		JUMPERS 2100R0	
JMP1	1 <input type="checkbox"/> VOLUME = 0V 2 <input type="checkbox"/> VOLUME = JMP11 3 <input type="checkbox"/>	JMP4	1 <input type="checkbox"/> RX LEVEL -8dBm 2 <input type="checkbox"/> RX LEVEL -4dBm 3 <input type="checkbox"/>
JMP2	1 <input type="checkbox"/> uP PROGRAM RUN 2 <input type="checkbox"/> 3 <input type="checkbox"/>	JMP5	1 <input type="checkbox"/> TX LEVEL -8dBm 2 <input type="checkbox"/> TX LEVEL 0dBm 3 <input type="checkbox"/>
		JMP11	1 <input type="checkbox"/> SPK VOLUME - HI 2 <input type="checkbox"/> SPK VOLUME - MED 3 <input type="checkbox"/> SPK VOLUME - LO

SPECIFICATIONS

HEIGHT:	5.25"	(133.4mm)
WIDTH:	7.63"	(193.8mm)
DEPTH:	8.5"	(215.9mm)
WEIGHT:	2.25#	(1.02kg)
POWER:	9-14 VAC, 10-30VDC	
CURRENT:	350mA	
OPERATING TEMP:	40-100°F (4-38°C)	
RECEIVE LEVEL:	-4dBm, -8dBm	
TRANSMIT LEVEL:	0dBm, -8dBm	
FREQ. RESPONSE:	300HZ-3KHZ +/- 2dB	

2W DAA - PART 68 COMPLIANT



OKphone, LLC

SMART TERMINAL MODEL 324B

DON KELLEY

SIZE	FSCM NO.	DWG NO.	REV
		68-324B	0
SCALE	09-06-14	SHEET 1	OF 1