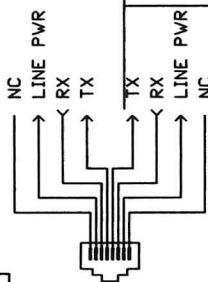


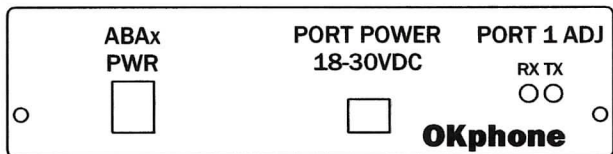
REVISIONS

ZONE	REV	DESCRIPTION	DATE	APPROVED
------	-----	-------------	------	----------



FRONT PANEL

BACK PANEL

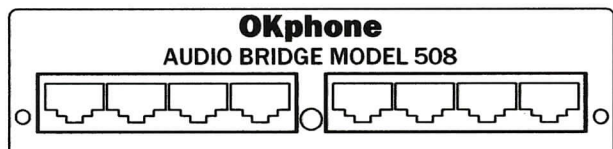
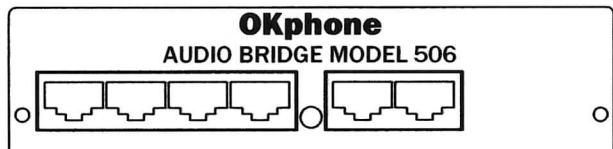
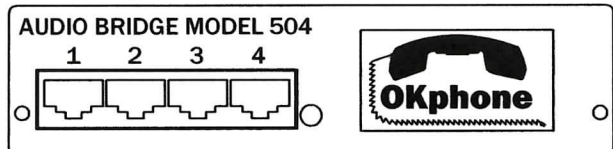


PORT CONFIG

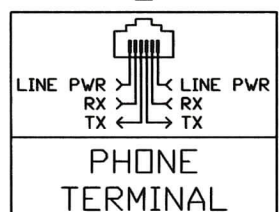
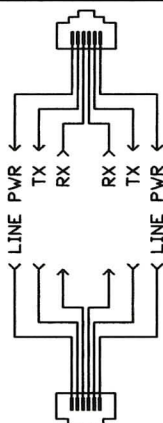
JMP1-8

CIRCUIT PORT

TERMINAL PORT



RX LEVELS		TX LEVELS	
JMP1A		JMP1B	
1 <input type="checkbox"/>	-4dBm	1 <input type="checkbox"/>	-4dBm
2 <input type="checkbox"/>		2 <input type="checkbox"/>	
3 <input type="checkbox"/>		3 <input type="checkbox"/>	
4 <input type="checkbox"/>		4 <input type="checkbox"/>	
1 <input type="checkbox"/>	0dBm	1 <input type="checkbox"/>	0dBm
2 <input type="checkbox"/>		2 <input type="checkbox"/>	
3 <input type="checkbox"/>		3 <input type="checkbox"/>	
4 <input type="checkbox"/>		4 <input type="checkbox"/>	
1 <input type="checkbox"/>	VAR	1 <input type="checkbox"/>	VAR
2 <input type="checkbox"/>		2 <input type="checkbox"/>	
3 <input type="checkbox"/>		3 <input type="checkbox"/>	
4 <input type="checkbox"/>		4 <input type="checkbox"/>	
<input type="checkbox"/> <input type="checkbox"/>	-4dBm	<input type="checkbox"/> <input type="checkbox"/>	-4dBm
1 2 3		1 2 3	
<input type="checkbox"/> <input type="checkbox"/>		<input type="checkbox"/> <input type="checkbox"/>	
<input type="checkbox"/> <input type="checkbox"/>	0dBm	<input type="checkbox"/> <input type="checkbox"/>	0dBm
1 2 3		1 2 3	
<input type="checkbox"/> <input type="checkbox"/>		<input type="checkbox"/> <input type="checkbox"/>	



SPECIFICATIONS

HEIGHT:	1.5"	(38.1mm)
WIDTH:	5.5"	(139.7mm)
DEPTH:	6.5"	(165.1mm)
WEIGHT:	1.2#	(.6kg)
POWER:	9-14 VAC, 10-30VDC	
CURRENT:	30mA	
OPERATING TEMP:	40-100°F (4-38°C)	
RECEIVE LEVEL:	-4dBm	
TRANSMIT LEVEL:	0dBm	
FREQ. RESPONSE:	300HZ-3KHZ +/- 2dB	
LINE PORT PWR:	18-30VDC (3A min)	
PORT 1: RX-TX 16dB GAIN ADJUST		
DEFAULT CONFIG: PORT 1=CIRCUIT, RX=-4dBm, TX=0dBm PORT 2-n=TERM, RX=0dBm, TX=-4dBm		

OKphone

DON KELLEY

OKphone, LLC

AUDIO BRIDGE HOOKUP

SIZE	FSCM NO.	DWG NO.	REV
		68-50x	0
SCALE	04-04-11	SHEET 1 OF 1	